



Seattle
Parks & Recreation

Pickleball Pilot Survey

Wednesday, November 28, 2018

248

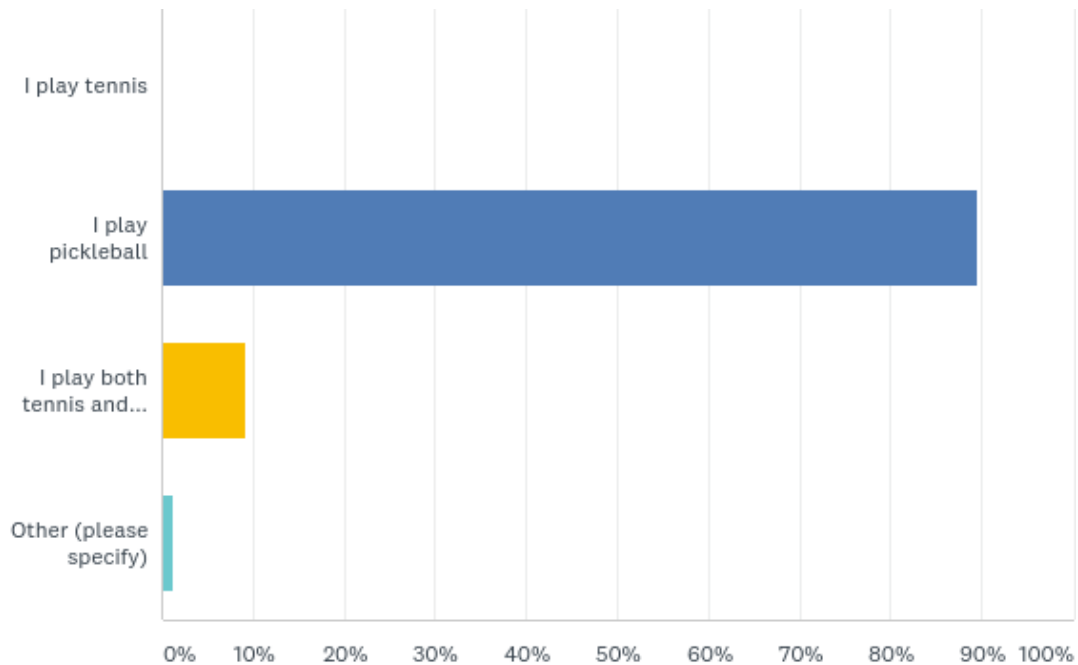
Total Responses

Date Created: Saturday, June 23, 2018

Complete Responses: 240

Q1: How do you use the court?

Answered: 248 Skipped: 0



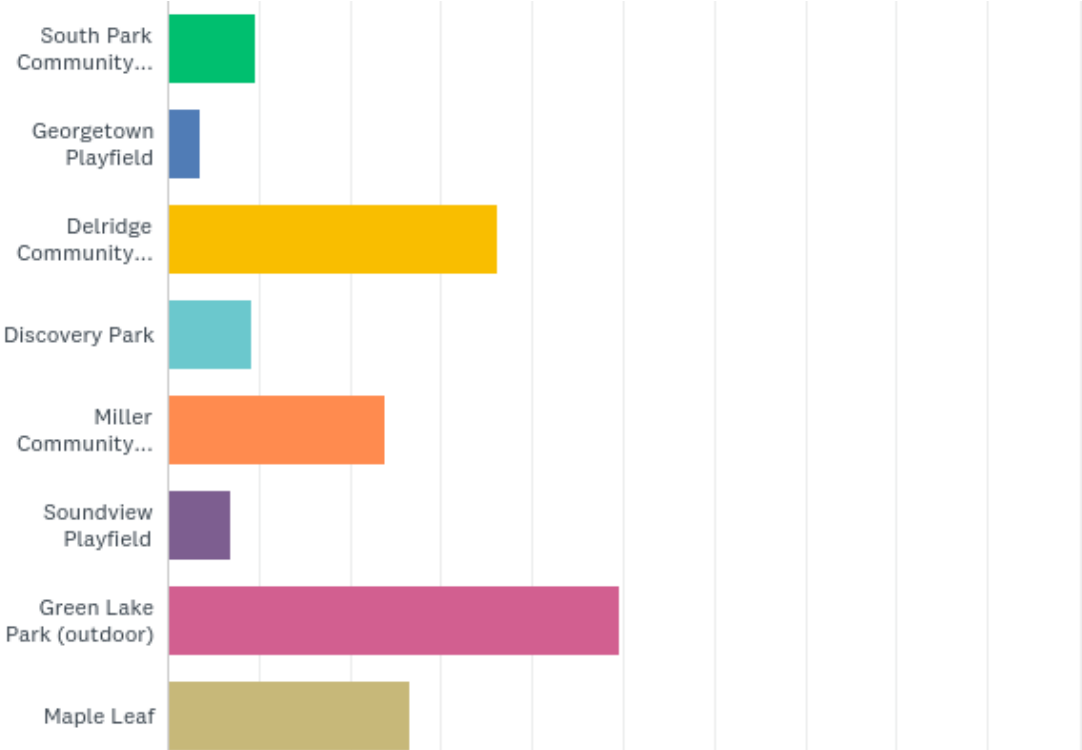
Q1: How do you use the court?

Answered: 248 Skipped: 0

ANSWER CHOICES	RESPONSES	
I play tennis	0.00%	0
I play pickleball	89.52%	222
I play both tennis and pickleball	9.27%	23
Other (please specify)	1.21%	3
TOTAL		248

Q2: Which courts have you been using?

Answered: 248 Skipped: 0



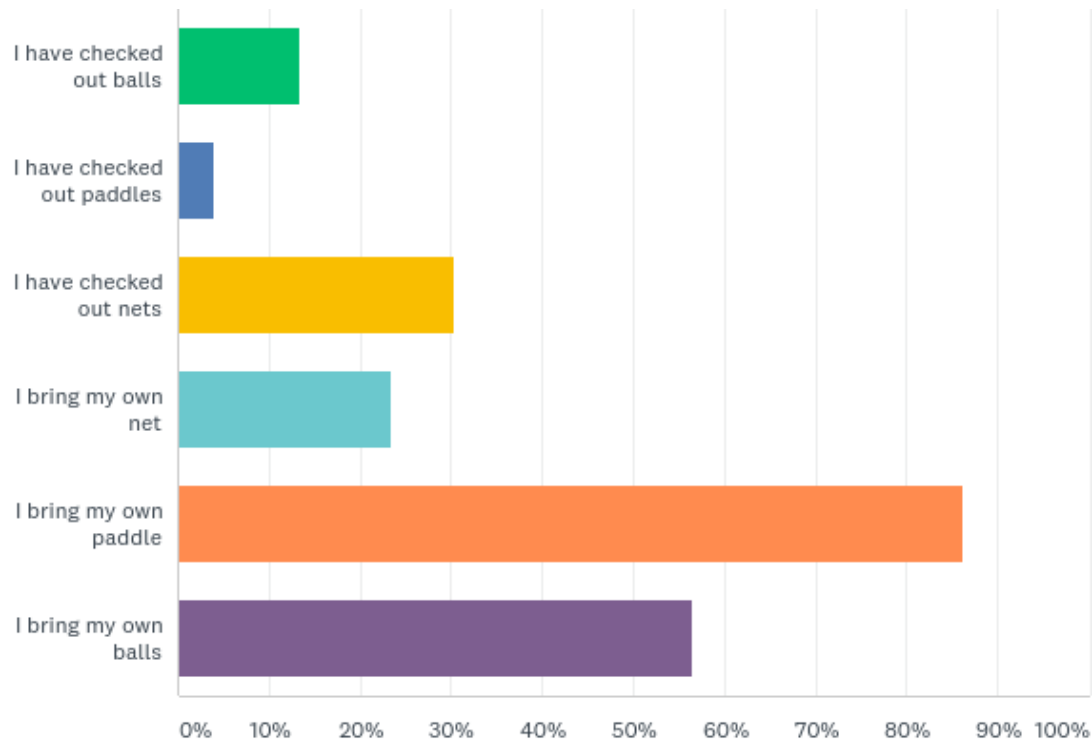
Q2: Which courts have you been using?

Answered: 248 Skipped: 0

ANSWER CHOICES	RESPONSES	
South Park Community Center (outdoor)	9.68%	24
Georgetown Playfield	3.63%	9
Delridge Community Center (outdoor)	36.29%	90
Discovery Park	9.27%	23
Miller Community Center (outdoor)	23.79%	59
Soundview Playfield	6.85%	17
Green Lake Park (outdoor)	49.60%	123
Maple Leaf	26.61%	66
Queen Anne	6.85%	17
Bitterlake (outdoor)	5.24%	13
Other (please specify, including indoor courts)	37.10%	92
Total Respondents: 248		

Q3: Have you checked out any pickleball equipment?

Answered: 248 Skipped: 0



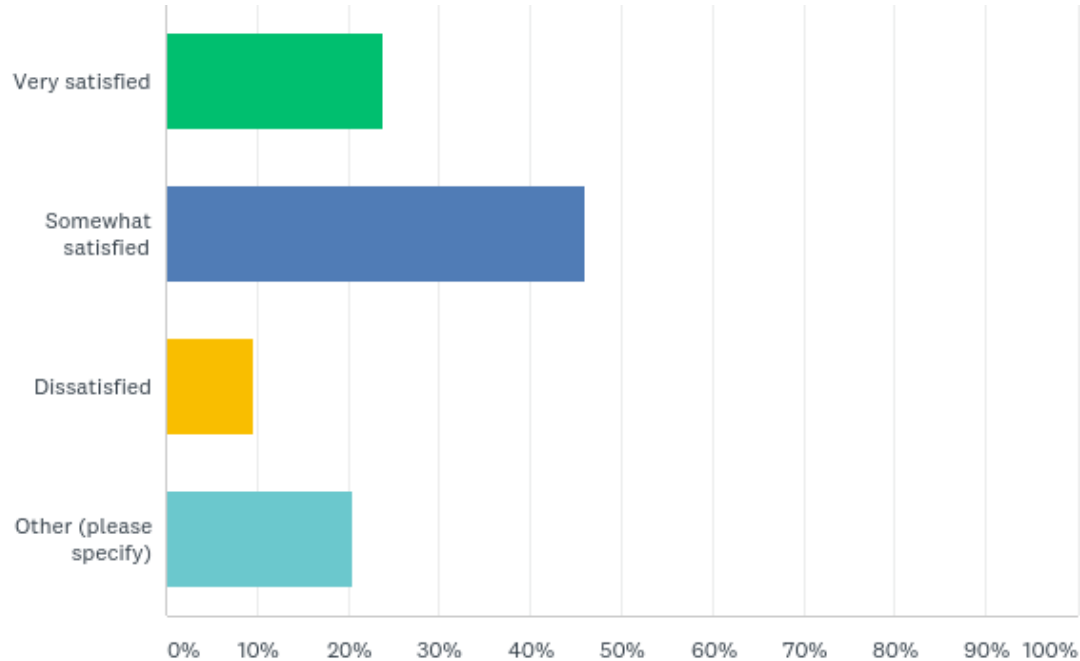
Q3: Have you checked out any pickleball equipment?

Answered: 248 Skipped: 0

ANSWER CHOICES	RESPONSES	
I have checked out balls	13.31%	33
I have checked out paddles	4.03%	10
I have checked out nets	30.24%	75
I bring my own net	23.39%	58
I bring my own paddle	86.29%	214
I bring my own balls	56.45%	140
Total Respondents: 248		

Q4: How satisfied are you with the usability of the courts?

Answered: 248 Skipped: 0



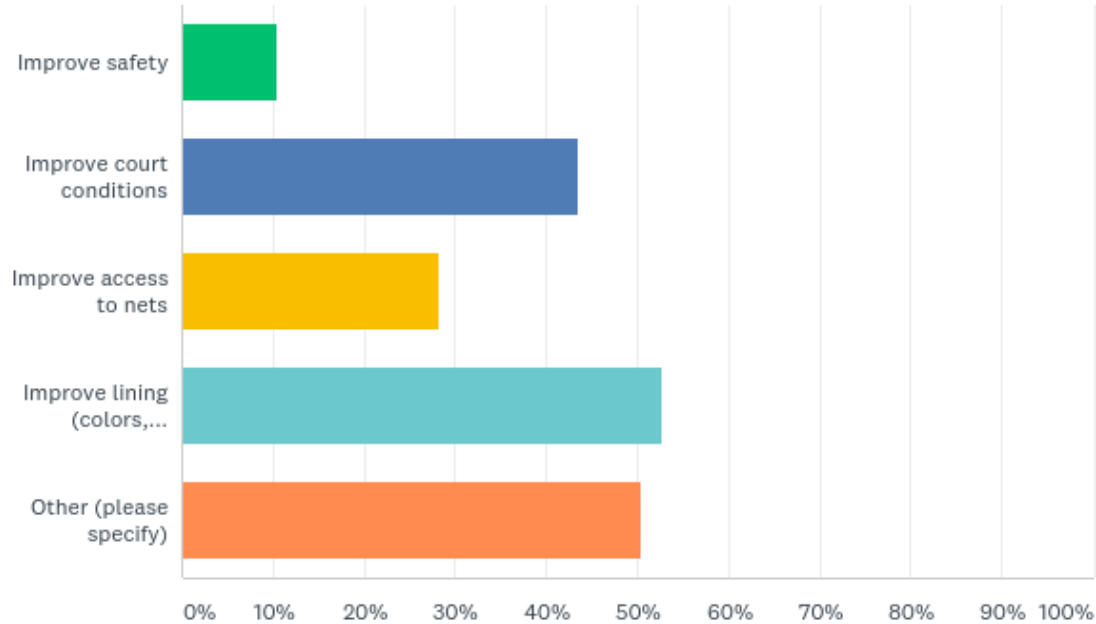
Q4: How satisfied are you with the usability of the courts?

Answered: 248 Skipped: 0

ANSWER CHOICES	RESPONSES	
Very satisfied	23.79%	59
Somewhat satisfied	45.97%	114
Dissatisfied	9.68%	24
Other (please specify)	20.56%	51
TOTAL		248

Q5: What would you recommend to improve usability?

Answered: 248 Skipped: 0



Q5: What would you recommend to improve usability?

Answered: 248 Skipped: 0

ANSWER CHOICES	RESPONSES	
Improve safety	10.48%	26
Improve court conditions	43.55%	108
Improve access to nets	28.23%	70
Improve lining (colors, orientation, etc)	52.82%	131
Other (please specify)	50.40%	125
Total Respondents: 248		